

centrolock[®]

Guided Transverse Osteotomy System



BROCHURE

FOREFOOT



- . Powerful multiplanar correction of hallux valgus
- . Guided instrumentation, reproducible outcomes
- . MIS Platform

*Creating
Better
Together™*

centroLock®

Centrolock® guided transverse osteotomy system is an osteosynthesis screw-plate indicated for correcting hallux valgus. The hybrid design combines a cannulated intramedullary stem with plate fixation on the metatarsal head. Powerful three plane corrections once achieved only by Lapidus procedures, can now be performed distally through a less invasive, guided approach. The combination of guided instrumentation and the centrolock implant enables alternative treatment of hallux valgus without joint fusion.

Hybrid intramedullary implant

Metatarsal plate:


- 3 translation options.
- Allows up to 100% Translation.

Hybrid intramedullary design:

Combines metatarsal plate and cannulated stem.

Cannulated stem:

Enable implant positioning, eases frontal plane manipulation around the K-Wire.



Locking screws holes:
Ø 2.5 mm locking screws fixes the capital fragment.

Proximal fixation:
Ø 2 mm cortical screws are implanted to securely fasten the intramedullary stem.

Offset angulation:
8° screw hole offset.

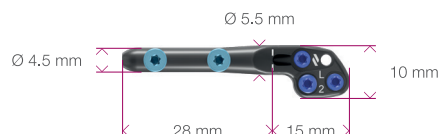


2 mm Step



4 mm Step



6 mm Step



Guided transverse Osteotomy: Distal multiplanar correction

Combined with transverse osteotomy, the Centrolock® hybrid intramedullary design allows for correction of hallux valgus in all three planes.

1. Lateral translation:

2, 4, 6 mm Steps increase translation of the metatarsal head and allow up to 100% translation, correcting severe hallux valgus deformities.

2. Plantar / Dorsal alignment:

Ability to manipulate the plantar or dorsal alignments of the first ray.

3. Frontal plane rotation:

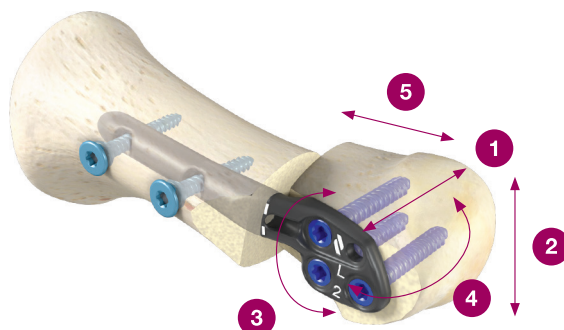
Cannulated stem rotates around the K-wire, providing simple manipulation of the frontal plane.

4. Horizontal plane rotation:

Medial eminence resection allows adjustment of metatarsal head positioning in the transverse plane.

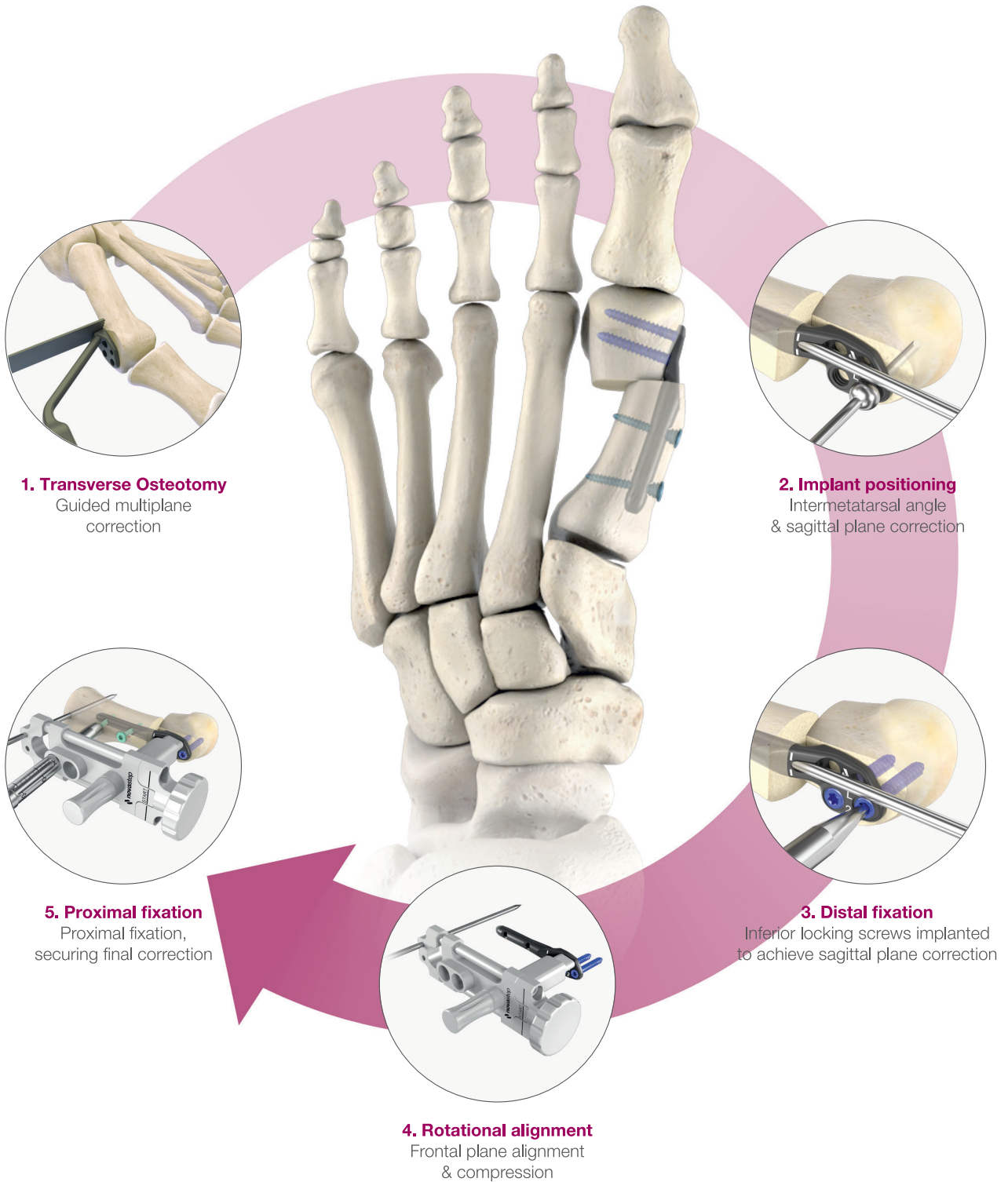
5. Length correction:

With transverse osteotomy, surgeons may choose to keep the first ray neutral or lengthen or shorten if needed.



The Centrolock® implant is an alternative solution in transverse osteotomy fixation, providing a rigid construct and reducing the need for fusions in the surgical correction of hallux valgus.

Guided instrumentation



References

Centrolock® implant right



Step (mm)	Reference
2 mm	PL070102
4 mm	PL070104
6 mm	PL070106

Centrolock® implant left



Step (mm)	Reference
2 mm	PL070202
4 mm	PL070204
6 mm	PL070206

Centrolock® locking screw



Length (mm)	Screw Ø 2.5 mm
10 mm *	SP012510 *
12 mm	SP012512
14 mm	SP012514
16 mm	SP012516
18 mm	SP012518
20 mm	SP012520
22 mm	SP012522
24 mm *	SP012524 *
26 mm *	SP012526 *

Centrolock® cortical screw



Length (mm)	Screw Ø 2.0 mm
12 mm	SP032012
14 mm	SP032014
16 mm	SP032016
18 mm	SP032018
20 mm	SP032020
22 mm *	SP032022 *
24 mm *	SP032024 *

* On demand.

Indications

The osteosynthesis screw-plate systems are indicated for Hallux Valgus.

Pre-operative



Post-operative



Final implantation at 3 months



Please note:

Carefully read the enclosed Instructions For Use (IFU) and all packaging label information. Devices: Implants: Class IIb-CE1639 / Instruments: Class I / Class Ir-CE1639 / Class IIa-CE1639.

Novastep:

2, Allée Jacques Frimot - 35000 RENNES - France
Tel: + 33 (0) 2 99 33 86 50 / Fax: + 33 (0) 9 70 29 18 95
contact@novastep-ortho.com / www.int.novastep.life

Reference: CEN-ST-Ed3-07-24-EN