

presslock[®]

Compression Plates

Universal compression
locking fusion plates



Presslock® Technical Features

Novastep's proprietary Presslock® universal compression locking fusion plates further expand the capabilities of the airlock® platform by allowing the usage of axially stable locking screws in conjunction with compression slots. Available in a variety of lengths, in both straight and H designs, these plates are engineered for universal application throughout the midfoot and rearfoot for the fixation of osteotomies, fractures and arthrodeses and are fully compatible with the entire range of airlock® screws and instruments.

Plate Features

- Static fixation hole accepts Ø3.0mm & Ø3.5mm locking or non-locking screws
- Will allow Ø3.0mm and Ø3.5mm non-locking screws up to 15° off axis



- ISO5832-3 TA6V titanium alloy provides strength and inherent modulus of elasticity
- Type II anodized plates



Visual alignment guide for arthrodesis line



- Presslock compression holes allows for an additional 1.5mm of fixed linear compression
- Accepts 3.5mm locking screw only

Screw Features

The Airlock® Ø3.0mm and Ø3.5mm locking and non-locking screws may be used with all Presslock plates; however, the compression holes only accommodate Ø3.5mm locking screws. All instrumentation is conveniently organized and color coded (see below).




Monoaxial & Polyaxial Capability

- Monoaxial locking screws
- Polyaxial non-locking screws
- Tapered head
- Self-tapping design
- Self-retaining driver / screw interface


Presslock® Technical Features

The Presslock® slot generates mechanical compression between two bone segments, before subsequent locking in the threaded part of the slot. To receive 1.5mm of additional locking compression, use the gold drill guide, specifically designed for this technology. If compression is not desired, the Presslock® drill-guide can be reversed and used in the 'neutral' position with the arrow facing away from the bone segment.

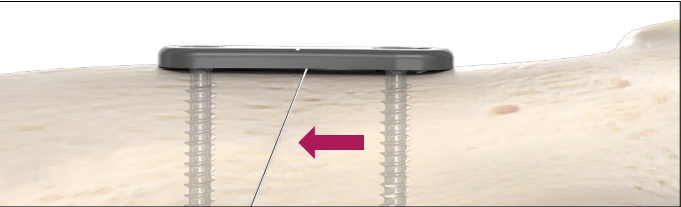
Sequential Compression & Locking Capability



1. Drill through the gold Presslock drill guide with arrow facing the compression site.



2. Insert appropriate length 3.5mm locking screw.




3. Additional 1.5mm of locking compression will occur as screw head engages into plate threads.

3 Step Procedure:



1. Drill

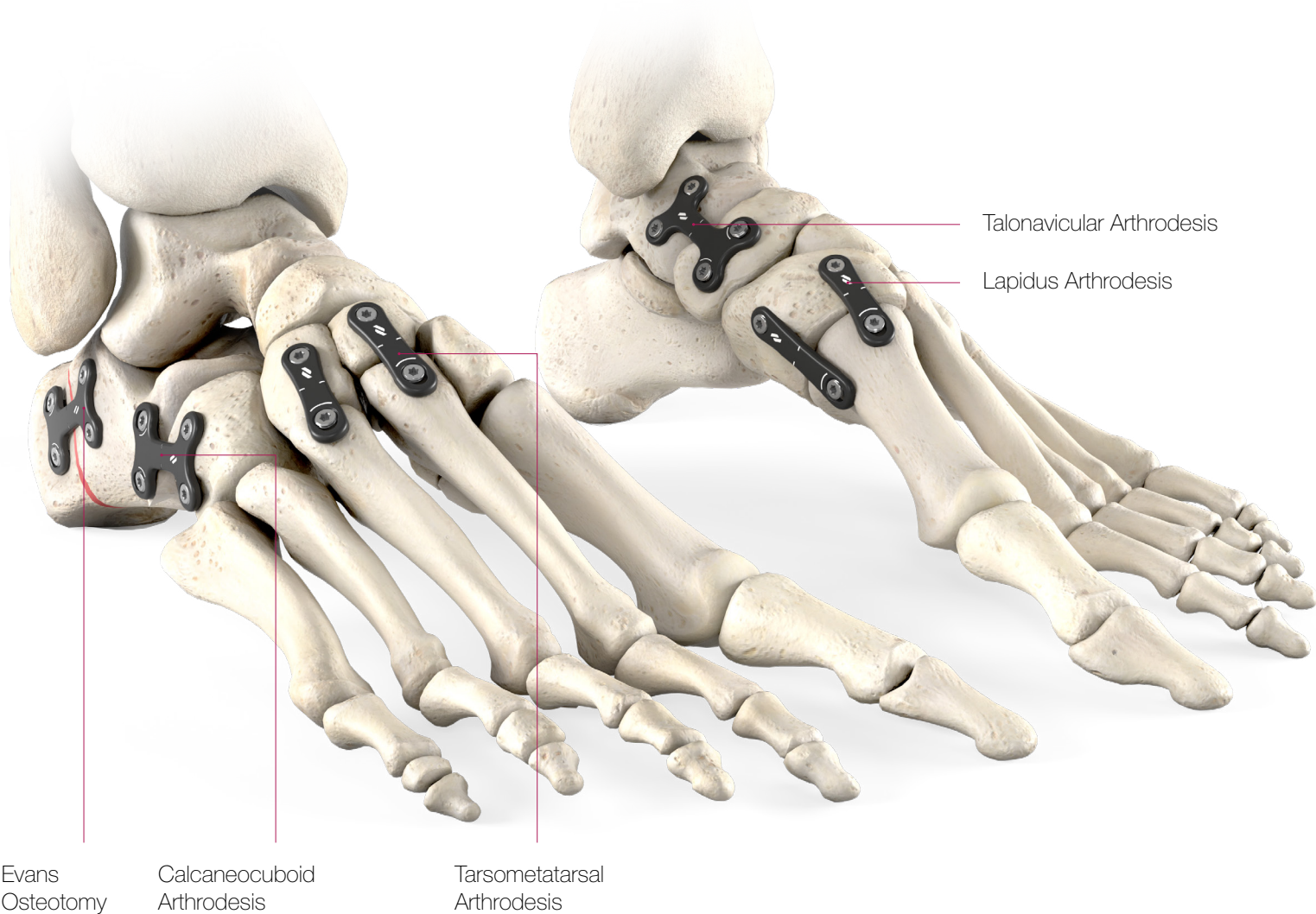


2. Compress

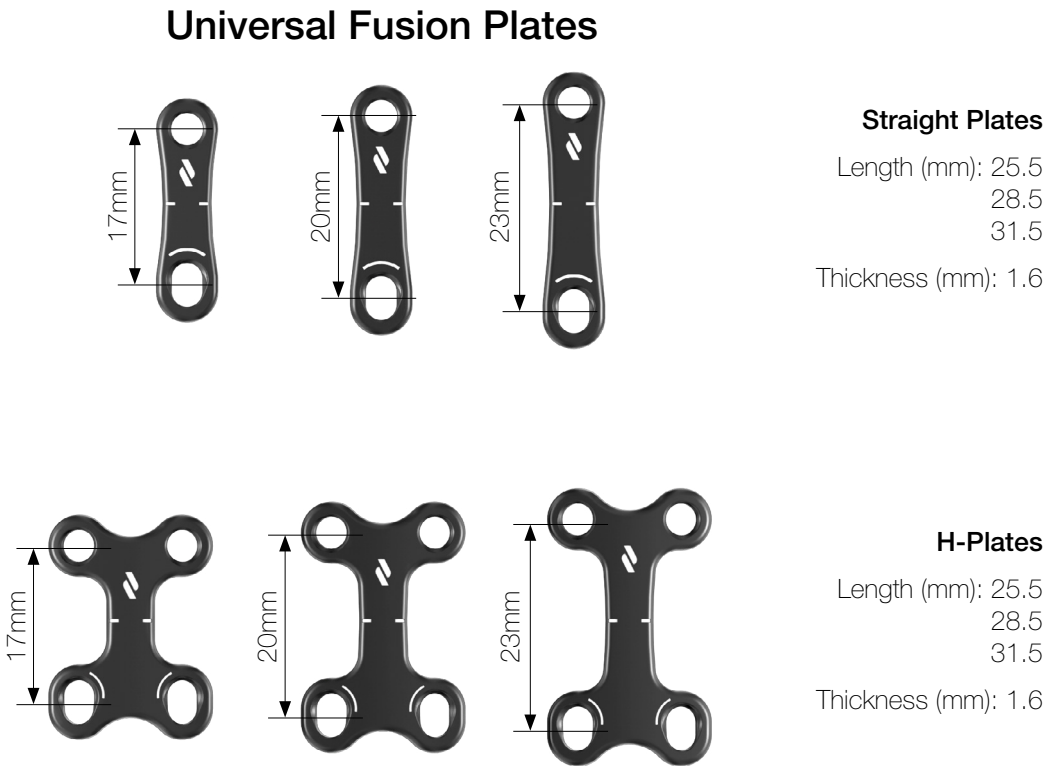


3. Lock

Presslock® Plating Applications



Presslock® Plating Range



Presslock® Plating Applications

Talonavicular Arthrodesis

Universal Fusion H Plate

The plate's low 1.6mm profile provides strength and stability across the talonavicular joint with the added benefit of 1.5mm of fixed compression. It can also be applied more dorsally, allowing for the medial placement of an additional retrograde compression screw.



Tarsometatarsal Arthrodesis

Universal Fusion Straight Plate

The universal straight plates can be utilized to achieve strong, stable fixation when performing an arthrodesis of either a single or multiple joints across the tarsometatarsal joint.

With Presslock® technology, you have the added benefit of 1.5mm of fixed compression, or static fixation with no compression when needed in certain cases such as for a Lisfranc fracture or dislocation.



Presslock® Plating Applications

Lapidus Arthrodesis

Universal Fusion Straight Plate

The universal straight plates feature a low-profile, 1.6mm thickness, to reduce the risk of prominent hardware that may cause soft tissue irritation. When used in the Lapidus procedure, two straight plates positioned dorsally and medially, will provide strength, stability and the option to compress along the entire joint.



Calcaneocuboid Arthrodesis

Universal Fusion H Plate

The choice of plate sizes and Presslock® compression holes address a variety of patient anatomies to provide fixed 1.5mm compression with locked, axially stable fixation for calcaneocuboid arthrodesis procedures.

The static fixation holes accept 3.0mm and 3.5mm, locking or non-locking screws. Non-locking screws allow a +/- 15° range of off axis trajectories when placed in the static plate holes.

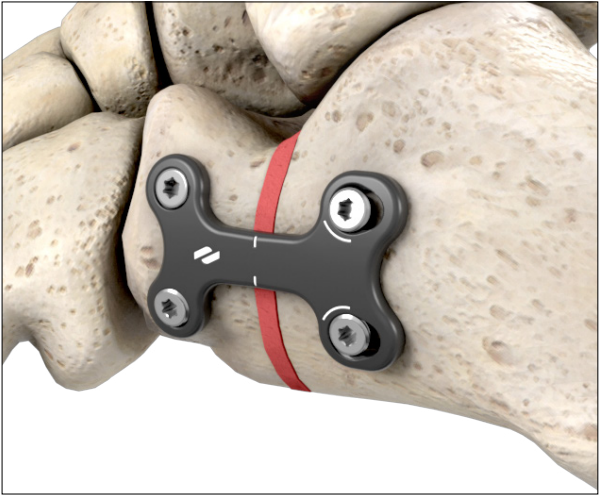


Presslock® Plating Applications

Evans Osteotomy

Universal Fusion H Plate

The availability of three plate length options, allows a variety of graft thicknesses for the Evans procedure. If no compression is needed, a full locking construct may be used by placing the 3.5mm locking screws in the oblong hole with the screws placed in the neutral position and either 3.0mm or 3.5mm locking screws in the remaining static fixation holes.



Naviculocuneiform Arthrodesis

Universal Fusion H Plate

Using the 1.6mm universal fusion H plate in a naviculocuneiform arthrodesis, allows for increased strength and stability across the joint line to provide 1.5mm of additional fixed compression when utilizing the Presslock® oblong slots.

These oblong compression slots accept 3.5mm locking screws only. Both 3.0mm or 3.5mm locking or non-locking screws may be utilized in the opposing fixation holes.



Presslock® Plating Applications

Dwyer Osteotomy

Universal Fusion Straight Plate

The universal fusion straight plate provides stable fixation for a lateral calcaneal osteotomy. Given that the plate is only 1.6mm thick, it minimizes soft tissue irritation while maintaining strength and stability.

The oblong compression slots accept 3.5mm locking screws only. Both 3.0mm or 3.5mm locking or non-locking screws may be utilized in the remaining hole.



Notes

Notes



www.novastep.life

Distributed by:

Novastep Inc.
30 Ramland Road, Suite 200
Orangeburg, NY 10962
(877) 287-0795
cs@novastep-us.com

CAUTION: Federal (USA) law restricts this device to sale by or on the order of a surgeon.
Rx only

Novastep Inc., or its affiliates, own, use or have applied for the following trademarks or service marks: Airlock, Novastep. All other trademarks are trademarks of their respective owners or holders.

© 2020 Novastep

Ref: Press-BR-Ed1-08-20-EN