



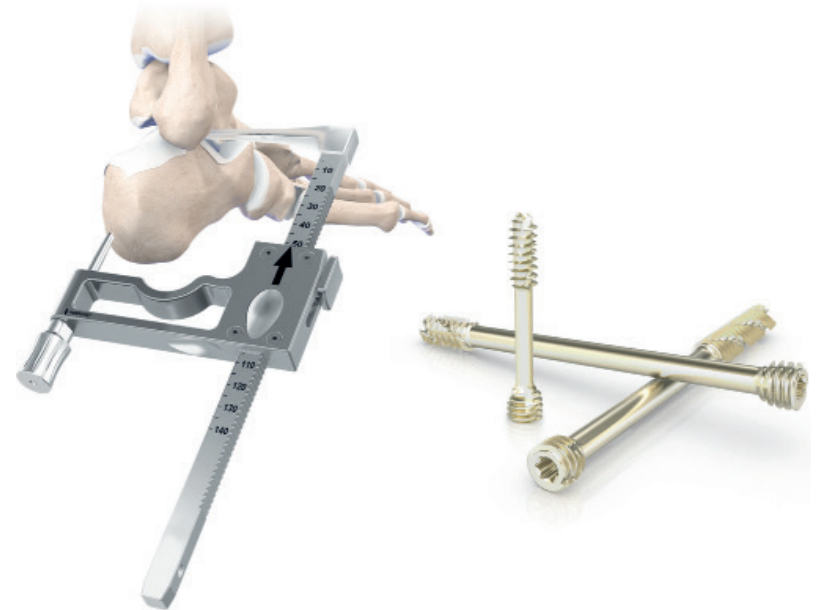
FEATURES
BROCHURE

enovis™

NEXIS® REARFOOT

Ø5 / Ø7 COMPRESSIVE SCREWS

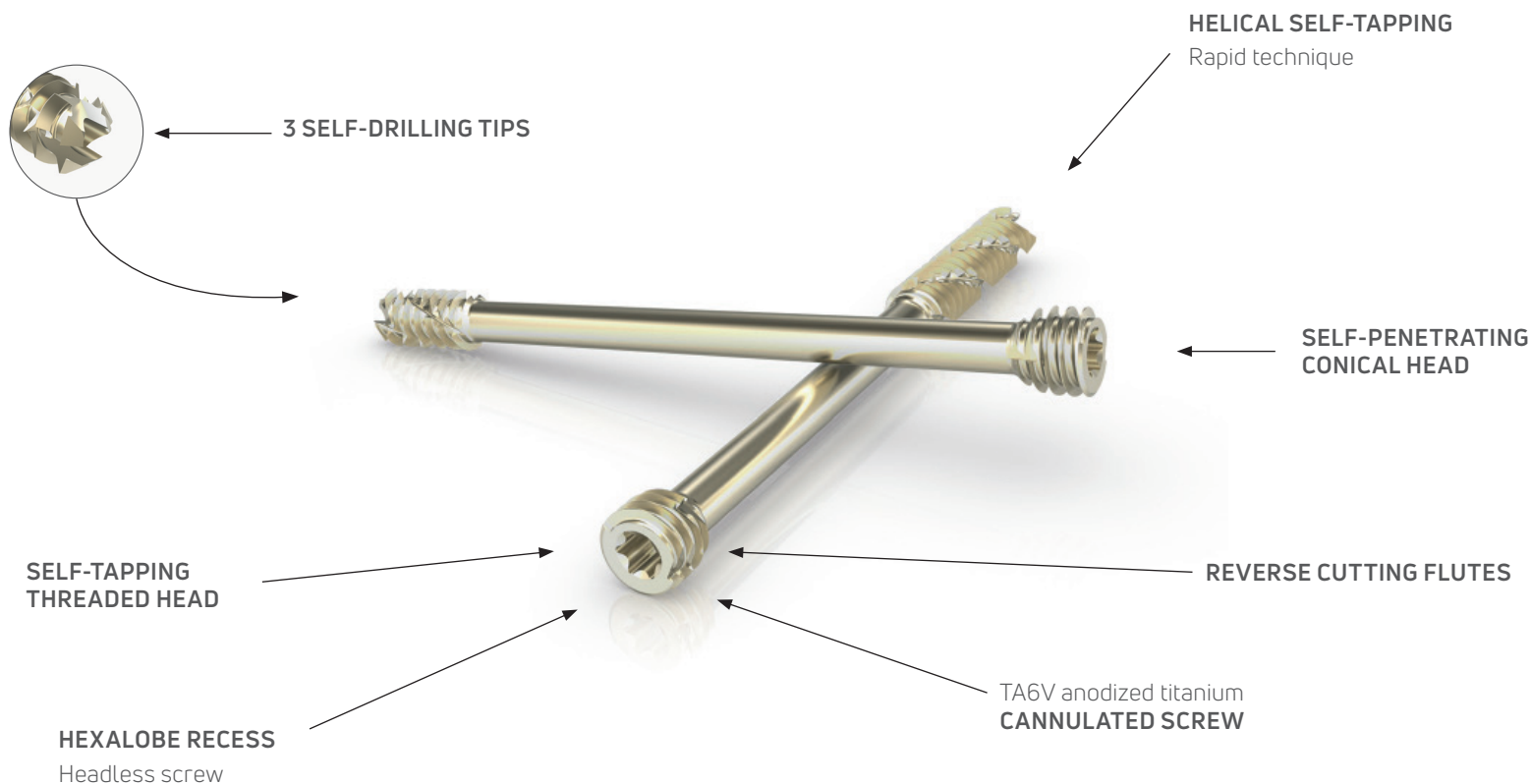
SCREW SYSTEMS



KEY FEATURES

The Nexis® Ø 5 and Ø 7 mm cannulated, self-drilling and self-tapping compressive screws, made of Titanium alloy, are designed to address midfoot and rearfoot indications. Designed in partnership with an international panel of foot and ankle specialists, the Nexis® range offers stable fixation, a substantial range of lengths, and rapid insertion features. It is available with a targeting guide which allows for accurate and reliable K-wire placement.

REARFOOT SOLUTION



INDICATIONS

The osteosynthesis screws are indicated for arthrosis, hallux valgus and other bone alignment defaults (pes cavus, flatfoot, malalignment secondary to previous trauma).



EXAMPLES OF USE

Ø5MM COMPRESSIVE SCREW

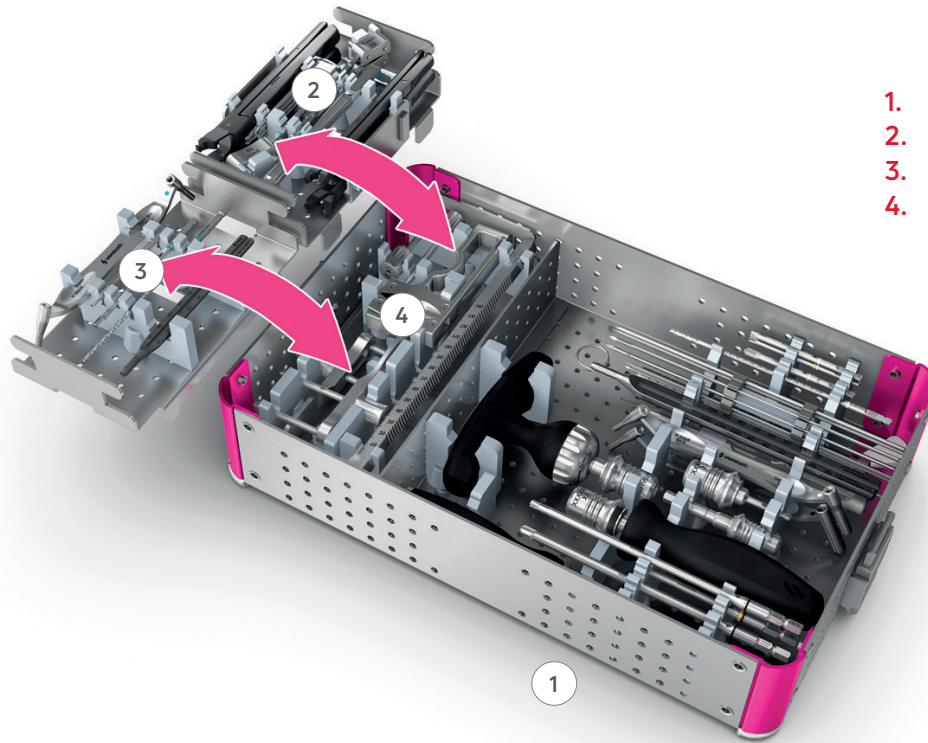
- Partial or complete Lisfranc arthrodesis
- Talo-navicular fusion
- Calcaneo-cuboid fusion
- Lapidus procedure

Ø7MM COMPRESSIVE SCREW

- Tibio-talar fusion
- Subtalar fusion
- Calcaneal osteotomy

MODULAR INSTRUMENTATION

The instrumentation set is fully modular and customizable with several modules to meet individual surgeon requirements.

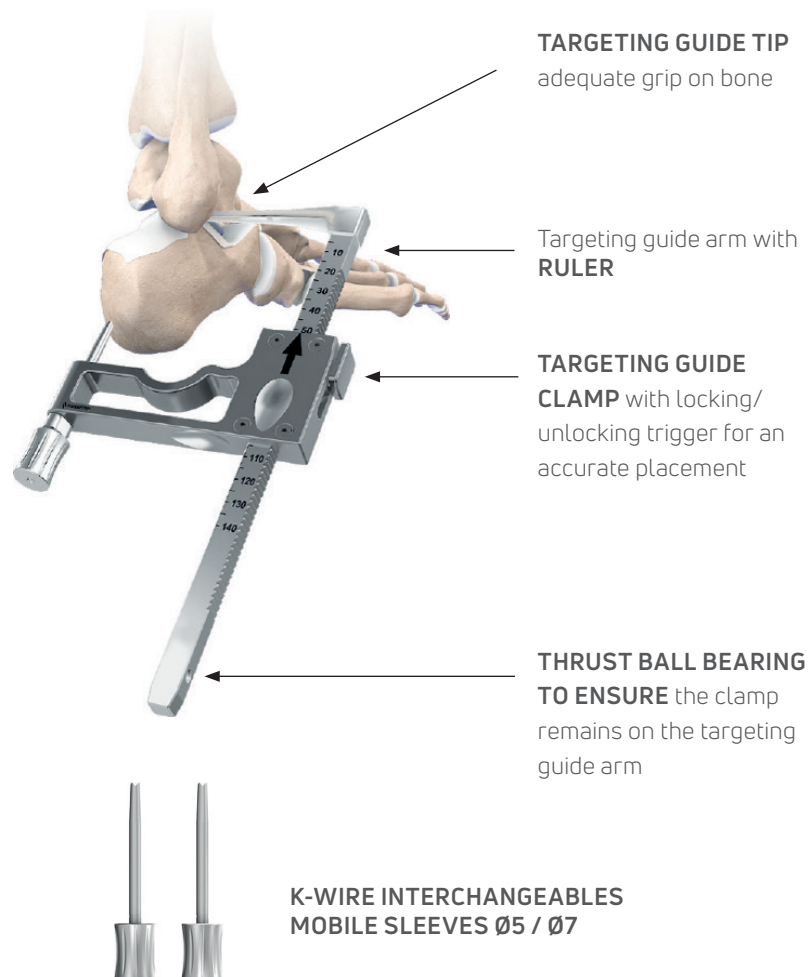


- 1. Nexis® Ø5 / Ø7 tray
 - 2. Arcad® 15-18-20-25 module
 - 3. Nexis® Ø4 module
 - 4. Targeting guide module
- These 2 modules can be incorporated together
- Also available as a standalone set

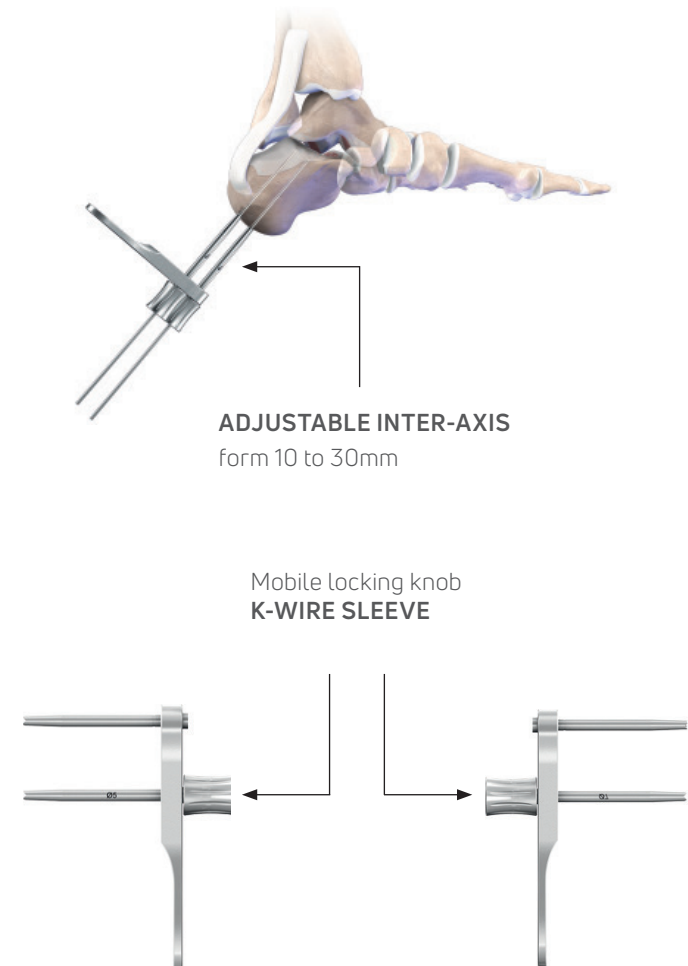
ACCURATE POSITIONING

Specifically designed for rearfoot indications, the rearfoot targeting guide and parallel wire guide allow for accurate K-wire placement. The targeting guide enable the K-wire entry and exit points positioning. The parallel wire guide avoids any potential risk of conflict between two Nexis® Ø5 / Ø7 screws with a minimum inter-axis of 10mm.

TARGETING GUIDE FOR NEXIS Ø5 / Ø7 SCREWS



PARALLEL WIRE GUIDE



REFERENCE

COMPRESSIVE SCREWS

LENGTH (mm)	Ø5 mm	Ø7 mm SHORT THREAD	Ø7 mm LONG THREAD
30	SC060030	-	-
32	SC060032	-	-
34	SC060034	-	-
36	SC060036	-	-
38	SC060038	-	-
40	SC060040	SC070040	SC080040
42	SC060042	SC070042	SC080042
44	SC060044	SC070044	SC080044
46	SC060046	SC070046	SC080046
48	SC060048	SC070048	SC080048
50	SC060050	SC070050	SC080050
55	SC060055	SC070055	SC080055
60	SC060060	SC070060	SC080060
65	SC060065	SC070065	SC080065
70	SC060070	SC070070	SC080070
75	SC060075	SC070075	SC080075
80	SC060080	SC070080	SC080080
85	SC060085	SC070085	SC080085
90	SC060090	SC070090	SC080090
95	SC060095	SC070095	SC080095
100	SC060100	SC070100	SC080100
105	-	SC070105	SC080105
110	-	SC070110	SC080110
115	-	SC070115	SC080115
120	-	SC070120	SC080120

K-WIRES

PART NO.	DESCRIPTION
-	K-WIRE Ø1,6 LG 180 TR/RD ⁽¹⁾
-	K-WIRE Ø2,2 LG 200 TR/RD ⁽²⁾

⁽¹⁾K-wire supplied separately - Medetechnik® K-wire (33-T10-R-16-180) or Novastep® K-wire (CKW01004) are available depending on your market.

⁽²⁾K-wire supplied separately - Medetechnik® K-wire (33-T10-R-22-200) or Novastep® K-wire (CKW01011) are available depending on your market.



T +33 (0) 2 99 33 86 50 F + 33 (0) 9 70 29 18 95

Legal manufacturer: Novastep® S.A.S
2 Allée Jacques Frimot | 35000 Rennes | France
contact-intfa@enovis.com
www.int.novastep.life

Copyright © 2024 Enovis Foot and Ankle

Carefully read the enclosed Instructions For Use (IFU) and all packaging label information. Devices: Implants: Class IIb-CE1639 / Instruments: Class I / Class Ir-CE1639 / Class IIa-CE1639.

REFERENCE: NEX-REAR-L-ED8-06-25-EN